




# Barking Mad Dog Rescue

## Adopters' Guide



**Contents:**

Introduction.....3

Bringing Your Dog Home.....4

Introducing your new dog to your established pets ..... 5

Adapting to Life in a Home .....7

Adopting a Puppy.....9

Spaying and Neutering.....11

Toxic and Harmful Human Foods.....12

Possible Health Issues .....13

House training ..... 15

Taking your dog out and about ..... 16

Socialisation and your Adopted Dog.....17

The Romanian Shelter Dog.....18

Dealing with Food issues and Diet.....20

HELP! ..... 21

My Rescue Dog’s Diary.....22



## Introduction

Thank you for your support and congratulations on adopting your new family member through Barking Mad Dog Rescue. We are a small volunteer run registered UK charity - 1160985. Barking Mad saves and cares for some of the most persecuted dogs in Europe. We are very grateful to all those who adopt and save the lives of not only their adopted dogs but also the ones who will take the vacant places in the shelter. We hope that adopters will help us in supporting the dogs still in the shelter, by spreading the word amongst friends and family and perhaps doing some fundraising activities. Approximately 500 dogs depend on us **daily** for food. For most of those, every aspect of their care and veterinary intervention is our responsibility. They have no one else. For information on how you can help, please get in touch.

Barking Mad Dog Rescue was set up in 2014 by Hilary Anderson and we became a registered charity in March 2015. The charity has its own main shelter in Nisipari, a village in Constanta, eastern Romania. Here around 350 dogs are wholly dependent on BMDR for all veterinary care and their day to day needs. BMDR also wholly supports another 120 dogs at a second, private shelter in Calarasi, (Coca's shelter) which is roughly midway between Bucharest and the Black Sea. BMDR also donates food to two other privately owned shelters across Romania regularly.

A dog adopted from our charity means a rescue place is available for another dog in danger.

The adopted dogs usually settle into their new homes reasonably smoothly and bring love, joy and happiness to their new families. This pack contains information which we hope will help you during the settling in period. If you have any questions or concerns which are not addressed here, please email the charity [info@barkingmaddogrescue.co.uk](mailto:info@barkingmaddogrescue.co.uk) or message the rescue page on Facebook, Barking Mad Dog Rescue, and someone will respond to your query. If there are any urgent health questions within the first few weeks of your dog arriving, please seek the advice of your vet first but also let us know as soon as possible. If, for any reason, you feel unable to keep your adopted dog, you must contact us and allow us time to find the right solution for your dog, so that we can ensure the dog's safety and wellbeing. This is part of the adoption agreement, which you have signed.

Congratulations from All the Barking Mad Dog Rescue Family on your new family member.

## Bringing Your Dog Home

Before your dog arrives, you are advised to register them with a vet. Barking Mad will send you enough information for you to do this. Also prior to your dog's arrival, you should contact a positive, force-free trainer or behaviourist local to where you live. We also have our own dedicated behaviourist who can work with you remotely or in-person if you'd like to make use of her services. Please don't feel you need to rush your dog to the vet for a check up unless they are poorly. The dogs have a thorough health check prior to leaving and will be exhausted.

You should also look into pet insurance. There are many different types of policies. All have benefits and drawbacks, so do some research before buying. There is plenty of information online that can help you choose the correct policy for your circumstances. Opt for 'lifetime' cover and check wording on limits per condition.

At this time too, please get your collar tag engraved to be ready for your dog's arrival. The tag should include your contact details. This is very important and is a legal requirement.

Most of our dogs arrive through home delivery these days. The excitement builds for the adopters and the journey is tracked so with every message, your dog comes a little closer. The transport can arrive at any time of the day or night. You will get a call an hour or so before but will have news of your allotted ETA well before. Take your slip lead out to the van for the transport team to put onto your dog. Make sure you have a friend or family member on hand to help. Bring the dog in and straight to their prepared safe space. This is usually a covered crate (with open door), with bedding in, or a quiet corner. Offer a bowl of fresh water, placed close to the crate. Occasionally a dog may need to be picked up from kennels or a foster home, so you must come prepared and equipped with a slip lead and a normal lead and adjustable harness, which must be fitted before the dog leaves the vehicle. It is difficult to estimate what size of collar your dog will need from a photograph and a loose collar is worse than useless. **A slip lead therefore, is essential.**

Some dogs can be very frightened. They have had a very long journey and have no idea that they are going to a lovely new home, where they will have a wonderful new life. There is a significant risk that some may try to escape, so all possible precautions must be taken to keep them safe when being brought into your home. If you are picking up a dog from a UK foster then, as with every journey, they should be safely contained within your vehicle either in a crate, behind a dog guard or using a dog seatbelt harness. Ensure that your dog is secured in some way within the car so it can't jump out when a door or the boot is opened but keep a check on any leads or



straps in case the dog becomes entangled. Have a large bottle of fresh water and a bowl and give the dog a drink regularly, particularly if you have a long journey ahead. Keep any food until you arrive at your home, as dogs are often travel sick and stress can make this worse. When you arrive home, take the dog into your house, via the garden if you like but still safely secured. Your dog will be very tired. Offer a little food and make water freely available. Let him sleep and rest as much as he needs to in the first days. This is so important. The journey from Romania is long and tiring. However, excellent care is taken of the dogs in transit and some pups come off at the other end as bouncy as when they went in.



### Introducing your new dog to your established pets

Before you introduce a new dog, you will have thoroughly checked your outdoor space and ensured that the garden is secure. Other pets, such as rabbits and guinea pigs, need to be securely and safely housed, preferably in a separate part of the garden, as many dogs have a chase instinct and rabbits and guinea pigs are easily stressed. Some of our dogs have lived outdoors all their lives and may feel more comfortable in the garden initially.

If possible, it is best to introduce your new dog to your existing dogs outdoors in your garden, where they are not in a confined space. Ideally you need two confident, positive people, more if you have several dogs. Introduce the dogs one at a time while walking them on their leads, walking alongside each other, not coming face to face. Allow them the opportunity to sniff each other, as this is normal dog greeting behaviour. Give them time to become used to one another before entering the confined space of your home. Observe the dogs closely for some time, anticipating any signs of aggression and being ready to say NO. Dogs need to check each other out and sometimes that involves a degree of growling. With the transport arriving sometimes in the small hours, arranging this meeting outside can be impractical and you may need to keep the dogs separate until it is daylight.



If there are problems, place the dogs in separate rooms and reintroduce slowly. This can take a few days, but it is very unusual for any dog to be unable to live with others. You need to be patient and be proactive to avoid issues arising at times when the dogs are more likely to be in competition with one another, e.g. feeding times. Be an empathetic leader at all times by being in charge, letting the dogs know what is acceptable and what is not. Don't forget to praise the dogs when they are getting it right, even if that is something like lying peacefully.

Some of the dogs will have lived alongside cats and if your cat is used to dogs, this will make it easier. A few dogs have a strong chase instinct, so if you have a nervous cat who is likely to run, watch your dog carefully, as this instinct may be triggered and make it more difficult for them to develop an amicable relationship. Before the dog



arrives, check that the cat has places in each room where it can escape, out of reach of the dog. If the dog shows signs of chase behaviour, a firm command and a treat for ignoring the cat may be all that is required. Confident cats will turn on the dog and stop it in its tracks. More nervous cats will need your assistance and it can take some time to achieve harmony. Once the dog and cat are more confident about one another, they will be able to live happily together.

## Adapting to Life in a Home

Your dog may never have been inside a home and may be confused or even frightened by everyday appliances such as the TV, washing machine or kettle. He may feel confined and want to escape or may hide in a corner. Before rescue, he may not have had a safe place to rest and sleep and may find it difficult to settle and relax, remaining watchful and alert to every movement or sound. If a dog has never been in a home, he may not understand that he has to go outside to poop and pee or indeed that he is not allowed on the table.

What you decide is a safe place for the dog may not be where it feels safest. Using a crate as a refuge and place of safety is recommended, a cover over the top can provide a little cave. The door of course should remain open. Place the dog's water bowl close to the door of the crate but outside. He is likely to be thirsty too after his travelling. Please also be aware that you may need to sleep close to your dog for the first few nights as he could be distressed at being left.



**REMEMBER a crate should never be used to ostracise your dog or as a punishment zone.**

Your dog may not understand the purpose of objects in the house and find it difficult to differentiate between its toys, which it is allowed to pick up, bite and chew, and other objects such as cushions, shoes and the contents of your handbag, which are forbidden. It may also have difficulty in understanding that your food is yours and may steal or beg.

Give your dog time to get to know you and your family before very gradually introducing other family and friends. Make sure that family, friends and visitors understand not to crowd your dog and march into his space – no matter how well intentioned they are. It can be particularly distressing for a newly adopted dog to have people lean over him or try to pat him.

It is tempting to think you have to make up for what you think your dog may have gone through. You don't need to overcompensate. In fact, one of the best things you can do is to act as normally as you can. Don't over-fuss your new dog. Give him time to get used to things. Give him time to

recover from his journey. Don't rush to have people visit or to get your dog out to show to friends. All this can be overwhelming and cause stress and stress related reactions.

There is so much for the dog to learn about you and your home and for you to learn about your



dog. Relax, take it slowly and keep praising your dog when he gets it right. Take as much time as he needs.

## Adopting a Puppy



Puppies cannot be vaccinated for rabies before 12 weeks of age and therefore cannot travel before 15 weeks. Many of them will not have had a good start in life. They may have been undernourished or had to fight some diseases. Barking Mad tries to ensure that from the moment of rescue, pups in our care have access to good quality puppy food to ensure healthy growth and constitutions.

Your pup may be bouncing and in your face from the beginning or may take some time to come round. However, puppies are puppies and most won't have been through trauma, so will settle well given boundaries, love and security in equal measure. Puppies are recommended for anyone with very young children for several reasons: they can grow up with the children, which is a great experience for both child and puppy; they are more likely to adapt quickly to the household environment, as



they will still be in the phase of learning where all experiences are new; they will not have developed bad habits that have to be undone before new ones can be learned.

It can be a hard thing for our pups, like any pups really, when they leave their friends or litter mates. They go from everything they have known in their short lives, travel across a continent, and land in a totally alien environment with people they have never set eyes on before.

Puppies should be like sponges for soaking up learning. They are the most adaptable, it may be argued. Our shelter pups are around people daily. We can't house train most of them prior to adoption but then how many puppies come ready house trained? Indeed, how many babies come ready potty trained? Treat your pup like you would any other puppy but allow for catching up time.



Most of our pups have lived outdoors all their short lives, hoovers and such household equipment will be new and scary. Be empathetic whilst not overprotective.

Most of all, allow time for your pup to sleep off the disruption to his wee life that he has gone through to get to you. He has left his buddies - shelter friends and littermates – to come to a whole new set of faces and places. All this is via a transport van and another set of people and new dogs on the way.

Some puppies have to learn bite inhibition - it is part of their normal development. All puppies are likely to nip, no matter where they come from. By nipping and biting their siblings in play, they learn


to limit the strength of their bite. If a puppy nips a child, it is done in play, not in fear or aggression, and it is easy to teach them that it is not acceptable by giving a toy to bite on instead, whenever it tries to nip or chew on a finger or clothing.

All puppies need house training and it will be no more difficult with a Romanian rescue puppy than with any other puppy. An older child can take ownership of some of a puppy's training and needs although it is important that the whole family takes their share of caring and interaction to ensure that the pups gets to know and trust the whole family. For an older sensible child to be given some responsibility though, this is good for the emotional development of the child too and helps the child to learn to respect all living things and develop emotional intelligence. Many puppies are born and grow up in rescue and can spend the rest of their lives there, so a puppy is as much in need of rescue as any older dog.

Getting your puppy out and about to learn about life outside the home is so important. If you don't have another dog, it can really help to have friends and relatives bring their dogs round for a joint walk. We ask that you attend training classes with your pup - these are SO important to help your puppy adjust. You can't expect him to learn anything to start but being around so many new dogs in a controlled environment will really help him get used to new dogs.

The more you put in, the more rewarding the journey will be. Allow him time though, to absorb training.

Be patient, give clear boundaries, be forgiving and give your heart.



## Spaying and Neutering

**It is the duty of the adopter to neuter their adopted puppy when the time is right. BMDR will require proof of this and reminders will be sent.**


When though is the time right to do this?

Things have moved forward regarding the best time to spay or neuter your dog. Older ways of thinking, still put forward by some vets, suggest a young female can be spayed at any time whether she has had a season or not. However, new research points to spaying before a season having a possible detrimental effect on both the dog's physiology and changing their personality.

<https://www.dailydogdiscoveries.com/puppy-growth-plates/>

[http://www.caninesports.com/uploads/1/5/3/1/15319800/spay\\_neuter\\_considerations\\_2013.pdf](http://www.caninesports.com/uploads/1/5/3/1/15319800/spay_neuter_considerations_2013.pdf)

Neutering a nervous young male before he has gained confidence can have the opposite effect from that which is desired. Trainers are more and more advising that owners of young dogs wait until sexual maturity is gained in both sexes whilst there are still some vets who say there is no difference as to when this is done. BMDR comes down on the side of the trainers plus the new research. We would ask you to consider waiting until your female has had one season and your boys are calm and relaxed in lots of different circumstances.



## Toxic and Harmful Human Foods

Many human foods are harmful or even toxic to pets and care should always be taken to ensure your pets do not have access to human food. Even if it is not immediately harmful, it is not good for your dog to have his diet supplemented by human food. It is very easy to inadvertently leave harmful foods lying within a dog's reach and vets will tell you how often this happens in busy homes. It is therefore important that you know which foods are harmful or toxic. This list should help but is by no means exhaustive:

Alcohol	causes coma, death, intoxication
Avocado	contains Persin - causes vomiting and diarrhoea
Caffeine	vomiting and diarrhoea, toxic to heart and nervous system
Chocolate	toxic to heart and nervous system, can cause death
Cooked bones	can cause stomach lacerations
Dairy	too much causes diarrhoea
Fatty foods	too much can cause pancreatitis
Grapes, raisins, sultanas and currants	cause kidney failure so take care at Christmas with mince pies, Christmas pudding and Christmas cake.
Medications	can cause kidney failure, gastrointestinal ulcers, death
Mushrooms	some varieties can cause shock and death
Walnuts macadamias	causes nervous system and muscle damage
Xylitol (used as a sweetener in gum), mints, toothpaste, vitamins)	causes liver failure, hypoglycaemia, death

It goes without saying that all household chemicals, such as cleaning products, must be kept out of reach of children and pets.

## Possible Health Issues

Our adult dogs in the Barking Mad Shelters are fed a reasonable quality mid-range diet. There should be few issues with the changeover to feeding a good quality diet. In transport the dogs are fed quality grain free food and this can allow the crossover to top quality food for your dog in your home. Barking Mad Dog Rescue has teamed with a top dog food manufacturer to produce our own Barking Mad Top Nosh – grain free dog food. Our food has one of the highest percentage of fresh meat content for sale in the UK today. We recommend our own food which is available online at [www.barkingmaddoggoodies.co.uk](http://www.barkingmaddoggoodies.co.uk)

New adopters will receive a money off voucher for their first purchase with all profits going back to help our work with dogs in Romania.

Colitis can be induced by the stress of the journey and the changes. This should settle as the dog becomes more relaxed and recovers from the journey over time. Many dogs are wheat intolerant, so cheap treats and food can set off the passing of slimy poops too. We recommend a product called prokolin which is probiotic paste, given over 5 days to settle tums if they are taking a while although if you had real concerns please do contact your vet.

Sometimes, vets recommend feeding chicken and rice – plain boiled chicken and boiled white rice, if the dog has an upset tum after the stress of the change to a new home and travelling. Chicken and rice are very bland and easily digested and are excellent sources of protein and carbohydrate, however, some dogs can react to both chicken and rice so please see our advice above. Pro and pre-biotics are helpful in replacing the microflora in the gut.

Our dogs are dosed with Drontal dewormer and are also defleaed regularly in the shelter but also immediately prior to setting off to come to you. They are also health-checked by a vet. A dog who is not used to a home environment may become irritated by house dust mites, for example. There are many microscopic bugs within the home that a new dog may never have been exposed to, so these will cause irritation until the dog becomes used to them. Stress can also cause a dog to scratch, as they do it to appease themselves. Do not be tempted to shampoo or wash your dog upon arrival. This can wait – again as long as it takes. The dog's own smell is the only thing he brings with him and to deny him this with the added stress of a bath on top is to add insult to injury. Moreover, dogs should not be shampooed often as it damages the natural oils in the coat and can cause skin complaints. Most spot-on flea treatments do not recommend shampooing a few days either side of treatment, as the product will become ineffective.

Kennel cough can very occasionally be picked up in transit despite vaccination against it. It is so called as it usually exists in kennels, where dogs are in close proximity to one another, but it can be caught anywhere. There is a vaccine available that protects against bordatella, the most common bacterial form and parainfluenza, the most common viral type but there are other strains for which there is no vaccine available. Kennel cough is not fatal and usually causes no problems other than a harsh, hacking cough, although occasionally it may cause regurgitation

of food. Kennel cough most often passes with no veterinary intervention but if your dog develops a cough and you are worried, seek veterinary advice.

Demodex is a non-contagious skin condition and is common in some newly rescued dogs in our shelter. This is always treated upon rescue and is linked too to a depleted immune system through malnutrition and stress. Very occasionally, some dogs who have previously suffered from demodex, can have small patches reappear from the stress of the journey and with the changes to their lifestyle. Small patches of skin can look red and sore. This is normally transient and can be treated at home but very occasionally veterinary intervention is necessary. Working as we do now with our own meticulous team, demodex is extremely rare in our adopted dogs.



## House Training

When it comes to house training, rescue dogs should be treated as puppies. Although older dogs may have some training, this may not be apparent when entering a new home, especially if other dogs are present, as a degree of scent marking, even in females, can sometimes occur. Some dogs know to go outside, but don't know how to let you know. You need to pick up their signals. They may appear unsettled, run about with their nose to the floor, keep going to the outside door or come and touch you when they need to go outside.

Paper training is a popular idea, but isn't always helpful. All this does is teach the dog that it is acceptable to go in the house and you will probably find that some dogs want to go on mats, rugs and dog cushion beds, as they cannot distinguish between these and the paper. Start as you mean to go on. Go outside - it will save time, as paper training takes time, then you need to recondition the dog's thinking to start going outside.



Puppies urinate approximately every two hours and so will an older dog that has never been taught bladder control. They will also urinate after sleeping, playing and eating.

Take the dog outside first thing in the morning and GO OUTSIDE WITH IT. It will find its perfect spot to go. Once it has been, you need to give the dog the biggest reward of its life. Make lots of fuss, say "good boy/girl", give a food treat. Use whatever your dog loves. It is always a good idea to introduce a command. For puppies, saying "go do peepees" in a high-pitched voice works well. Dogs can then be taught to urinate on command, which is very useful.

Then take them back to their preferred spot every two hours and again, give a big reward when they urinate. Always remember to GO TO THEIR SPOT WITH THEM. If they don't urinate, go back inside, but you will need to keep a watchful eye on them. Older dogs will tend to pace, sniff and/or circle when preparing to go, but puppies can just drop with no warning. They will also need to go out after every nap, feed and during or after excessive excitement, playing etc. *Never* reprimand your dog for urinating in the house, they need to be taught where to go before you should do this. Simply clean it up using biological washing powder/liquid and take note of what YOU did wrong. Bicarbonate of soda too is so useful for getting pee smells out of a carpet.

Puppies usually poop up to five times a day, although this does depend on their diet. Adult dogs may go two to three times daily, depending on times of meals. It is a good idea not to feed dogs after 6pm, so they should not need to pass faeces during the night. Dogs fed on cheap dog food will pass more faeces than a dog fed on a good quality diet and this makes house training more difficult. Puppies of course need to be fed in the evening too.

## Getting Out and About

It is important that your dog is not allowed off lead until you are certain of their response to recall. This will take some time. Ensure your dog is secure at all times. A correctly fitted harness is useful here and in the beginning, we would recommend a slip lead too. Some large dogs have necks which are larger than their heads and collars can easily slip off. Also, be careful if using an extending lead. Do not use one if the dog's weight at the end of it, when extended, is likely either to



pull you over or pull the handle out of your hand. You need to observe the dog's responses to everything while you are out, so that you are aware of anything which may trigger fear, excitement, chasing or aggression. The dog needs to see you as more interesting and exciting than anything else it encounters. Play and having fun are important parts of training and bonding with your dog. Your dog also needs to learn the language that you use for commands.

Your dog may not know its name, because although it may have been given a name by those at the shelter, it will have heard it infrequently. You may have decided to change the dog's name, so it will require time and repetition to learn to respond to your call. Teaching your dog to respond to a whistle is also useful, particularly if you plan on walking in the countryside where there is a lot of ground cover.

When going out in the car for the first time, you may be surprised that the dog is anxious about getting into the vehicle. This may seem odd, considering that it has already travelled a very long distance in a van. It may also bring back memories of the dog catcher's van. You may need to spend time getting the dog used to being in the car and enjoying pleasurable experiences before making a journey of any kind. The dog also needs to see travelling in the car as something which results in pleasurable activities, e.g. walks. Only experience can make that association in the dog's mind. Keep initial journeys very short with a reward at the end. Give the dog treats in the car and have safe toys for it to play with or chew. If you have other dogs, this will make it easier for the new dog to feel comfortable in the car. When anxious, some dogs drool or vomit. This will lessen in time. Take a towel, kitchen roll and bags. Carry fresh water and a bowl in the car. Dogs get very hot, even in cold weather, when they are anxious.





## Training, Socialisation and Your Adopted Dog - What to Expect and Approaches to Use

One question we ask in our application form for one of our dogs is that you commit to helping your adopted dog to become a good canine citizen. What does this mean?

**Firstly, we ask that you** make contact **with a trainer** or behaviourist before your dog arrives. Our dedicated behaviourist can work with you remotely or in-person, depending on your location, should you wish to use her services. You can find out about the work of Positive Direction Dog Training at [www.positivedirectiondogtraining.co.uk](http://www.positivedirectiondogtraining.co.uk)

Barking Mad Dog Rescue only endorses **POSITIVE BASED TRAINING**. Please ensure that the trainer you engage uses these methods and not punishment based ones.

What is reward based training? This article from the PDSA gives a straightforward explanation.

<https://www.pdsa.org.uk/taking-care-of-your-pet/looking-after-your-pet/puppies-dogs/reward-based-training>

From one person to the next, the idea of what is acceptable behaviour in a dog can vary wildly. However, we need to have a broad definition of what a socialised dog looks like in more general terms. We all want our dogs to be able to be comfortable in most situations, from having the Hoover or TV running at home, to being able to walk him through the park, enjoying himself, whilst meeting other dogs. We need our dog to be able to ignore the rowdy boys playing football on the grass beside him when on his foray through the park. We want visitors to our home to be able to come in and for our dog to be comfortable with that, neither throwing himself at them in wild greeting nor snapping and growling at them in fear.

Having a dog who is comfortable with his home environment as a safe place and being a fun companion whilst out is very achievable for our dogs offered for adoption. For some shelter dogs, it may take longer. For most, if measured exposure takes place at a pace the dog is comfortable with, whilst ending each session on success, the world will become your and your adopted dog's oyster.



## The Romanian Shelter Dog

There are several types of dog who are adopted via our rescue work in Romania. Of course, characters vary within these categories and a dog's personality, coupled with his experiences at the hands of people, will have a bearing on how long he or she takes to settle. People will often ask for a dog's history prior to rescue, but until our dogs learn to talk to us, this isn't something we can know definitively but we can hazard a guess.



### **Puppies – see section above**

Socialising your newly adopted pup is critically important to set him up to be a good canine citizen.

Exposing him to life outside the home is important. Classes are mandatory. Don't expect your puppy to start learning straight away. Just attending class and being in amongst other young dogs is a great start. His eyes will be out on stalks. Many puppy classes will make allowances for slightly older pups joining the younger pups. Enlist family and friends with sociable dogs to come to walk with you. If the pup is nervous then walk behind or parallel to the other dogs and gradually merge.

### **Older pups and adolescent abandoned dogs.**

Older pups will have had longer in the shelter and have got used to seeing the same faces every day and very much the shelter is the only home they have ever known. We work hard to ensure that our pups meet new people regularly and are used to handling. What we don't have, at this point, is a chance to get older puppies out and about in town. The ease of them adapting to an adopted home can be a varied but ultimately rewarding experience. These dogs should be considered like a younger pup would be, with some teenage behaviour occasionally thrown in. New experiences need to be built into their training and what is expected of them clearly communicated in a way they can understand. Always end each training session on a positive note.

Adolescents, newly abandoned, can sometimes be like troubled teenagers with a foot in neither camp, though sometimes their move into a home can be quite seamless. Much can depend on the adopter's approach. They haven't learned on the streets what their place in the pack order is - nor are they confident enough to brazen it out. Just like with any of our adopted dogs, the adopters



need to make the decisions on behalf of these teenage dogs. They do best with clear concise boundaries and laid back adult dog companions to learn.

### **Pre Owned abandoned dogs**

Many of our smaller adult dogs have belonged to Romanian owners prior to being dumped. Arguably these dogs have had the most social experience though this may not include living in a home. It is common practice to keep your pet dog in a 'yard' in Romania. These yards/gardens mainly have solid fencing so views on the outside world aren't great but the dogs so often are turfed out during the daytime to look after themselves whilst owners work, then to be let in at night. Hence the dog has experience of the streets, other dogs and traffic.

### **Street Dogs**

Streeties are great. They are survivors. Either abandoned or born on the streets, most are super friendly and crave affection. (Please note, we do not offer very scared or traumatised dogs for adoption unless to exceptionally experienced homes.) Street dogs have lived by their wits for as long as they have been living as strays. Some were fed regularly by people when they lived on the streets but most have had to find the food they need every day from bins and cast off takeaways. They have learned to avoid cars and avoid trouble, mainly a boot from a passer-by or something equally horrible but all too common. Street dogs adapt to living in homes very easily but boundaries need to be taught. Bins aren't for raking and that chicken you just cooked and left to cool, well...!

Garden fences need to be high enough. A street dog comes to realise soon though that you are his pack leader and his place is with you. This doesn't take long. Street dogs can have their own idea of how to meet and greet new dogs outside the home as they have done it all their lives! The adopter needs in this case a different approach to socialisation – being able to ignore other dogs encountered on the daily walks.

Of course, these descriptors are very general and every dog is different in his take on the world. We believe that adopting a dog from a shelter can be one of the most rewarding experiences of your life.

## Dealing with food issues and diet

Some rescue dogs may have food guarding issues. Some may have had to fight in the past, or at least be pushy, to get their share. Initially, it is a good idea to feed your dog separately from any other pets. Also, when giving treats, make sure all pets have plenty of space to enjoy their treat. Slowly but surely, most of the dogs will reduce the guarding behaviour. NEVER allow children to be around at feeding time if there are issues and do not allow them to give treats until the dog is settled.

Your dog will not be able to understand that your food is not available to him and you will have to be aware that the dog may try to steal or beg for food at any opportunity, so keep your own food safely out of reach. Don't blame the dog if you left your sandwich on the coffee table and it wasn't there when you returned.

Also, be careful if you have young children and don't allow them to wander around with food in their hands. It will take some time before your dog will feel confident that it will be fed on a regular basis and doesn't need to steal or beg.



It can be tempting to feed your dog as much as it can eat when it first arrives, as you are aware that it has known hunger and may be slightly underweight. However, this can cause problems and the best advice is to feed little and often and build the dog up slowly. Three meals a day to start with, reducing to two once the dog has reached a suitable weight, is the best advice. Your dog may suffer from diarrhoea when it first arrives. This can be due to the change in diet, but is also, most probably, colitis which is stress related and should settle quickly. BMDR uses a paste with probiotics called Prokolin for their foster dogs if this doesn't settle in the first few days but if in doubt, mention it to your vet when you take the dog for his registration visit.

A good diet is essential to the health and wellbeing of your dog. A good quality commercial diet will contain only ingredients fit for human consumption. Our own brand of grain free premium food, Barking Mad Top Nosh, contains a high proportion of fresh meat. Dogs thrive on it plus find it very tasty. Moreover, all profits from its sales go to help our shelter dogs.

Once you have been through a home check with a positive outcome, and are proceeding with adopting one of our dogs, your adoption team member will give you a discount code to use at our online shop: [www.barkingmaddoggoodies.co.uk](http://www.barkingmaddoggoodies.co.uk)

Please don't feed cheap food as it contains all the stuff left over, which we, as humans, do not want, along with numerous additives, artificial colours, preservatives and flavours, which can cause all kinds of medical and behavioural problems. As with children, the feeding of artificial colours can cause hyperactivity and anxiety issues. This is not what you want when trying to settle in a new dog. Cheap ingredients can cause dietary intolerances, which present themselves as diarrhoea or itchy

skin complaints. Natural, hypoallergenic, grain free diets are to be recommended. They are more expensive and not found in supermarkets, but you get what you pay for.

## HELP!

We are sure that you and your new dog will have a very happy life together. However, we are aware that some dogs and owners can experience a few difficulties in the early days. If it is a serious health issue the best person to contact in the first instance is your vet. Otherwise, we hope that you will contact us for help with any issues which are **not** addressed by the guidance in this pack or indeed you can post in the very supportive Adopters' Group on Facebook. Of course, in time, you will have built a relationship with your trainer and this will be your first port of call, if needed.

Barking Mad Dog Rescue adopters' support is led by Hayley Jones at Positive Direction Dog Training. Hayley is a fully qualified, force free trainer who has a wonderful track record, with her experienced and empathetic approach for both dogs and owners.

You can message Hayley via her website: [www.positivedirectiondogtraining.co.uk](http://www.positivedirectiondogtraining.co.uk)

You can message us via our website here: - [www.barkingmaddogrescue.co.uk](http://www.barkingmaddogrescue.co.uk)



## Rescue Diary



Dog's Name

Age at adoption:

Date and time of arrival:

First photo

Day 1.